



## Publication 971

(Rev. October 2014)

Cat. No. 25757C

# Innocent Spouse Relief

This document is referenced in an endnote at the Bradford Tax Institute. [CLICK HERE](#) to go to the home page.



Get forms and other information  
faster and easier at [IRS.gov](http://IRS.gov)

## Contents

What's New	<a href="#">1</a>
Future Developments	<a href="#">1</a>
Introduction	<a href="#">1</a>
How To Request Relief	<a href="#">2</a>
Community Property Laws	<a href="#">4</a>
Innocent Spouse Relief	<a href="#">5</a>
Separation of Liability Relief	<a href="#">7</a>
Equitable Relief	<a href="#">8</a>
Refunds	<a href="#">12</a>
Filled-in Form 8857	<a href="#">12</a>
Flowcharts	<a href="#">21</a>
How To Get Tax Help	<a href="#">26</a>
Index	<a href="#">28</a>


## What's New

The Internal Revenue Service has issued Revenue Procedure 2013-34, available at [www.irs.gov/irb/2013-34\\_IRB/ar07.html](http://www.irs.gov/irb/2013-34_IRB/ar07.html). This revenue procedure expands how the IRS will take into account abuse and financial control by the nonrequesting spouse in determining whether equitable relief is warranted. It also broadens the availability of refunds in cases involving deficiencies. See [Equitable Relief](#) and [Refunds](#), later.

## Future Developments

For the latest information about developments related to Publication 971, such as legislation enacted after it was published, go to [www.irs.gov/pub971](http://www.irs.gov/pub971). Or use your QR Reader app to scan the code below and be connected to the webpage.

Use your QR Reader app to connect to the Publication 971 webpage.



## Introduction

When you file a joint income tax return, the law makes both you and your spouse responsible for the entire tax liability. This is called joint and several liability. Joint and several liability applies not only to the tax liability you show on the return but also to any additional tax liability the IRS determines to be due, even if the additional tax is due to

income, deductions, or credits of your spouse or former spouse. You remain jointly and severally liable for taxes, and the IRS can still collect them from you, even if you later divorce and the divorce decree states that your former spouse will be solely responsible for the tax.

In some cases, a spouse (or former spouse) will be relieved of the tax, interest, and penalties on a joint tax return. Three types of relief are available to married persons who filed joint returns.

1. Innocent spouse relief.
2. Separation of liability relief.
3. Equitable relief.

Married persons who did not file joint returns, but who live in community property states, may also qualify for relief. See [Community Property Laws](#), later.

This publication explains these types of relief, who may qualify for them, and how to get them. You can also use the Innocent Spouse Tax Relief Eligibility Explorer at [IRS.gov](#) by entering "Innocent Spouse" in the search box.

**What this publication does not cover.** This publication does *not* discuss ***injured spouse relief***. You are an injured spouse if your share of the overpayment shown on your joint return was, or is expected to be, applied (offset) against your spouse's legally enforceable past-due federal taxes, state income taxes, state unemployment compensation debts, child or spousal support payments, or a federal nontax debt, such as a student loan. If you are an injured spouse, you may be entitled to receive a refund of your share of the overpayment. For more information, see [Form 8379, Injured Spouse Allocation](#).

**Comments and suggestions.** We welcome your comments about this publication and your suggestions for future editions.

You can send us comments from [www.irs.gov/formspubs](#). Click on "More Information" and then on "Give us feedback."

Or you can write to:

Internal Revenue Service  
Tax Forms and Publications  
1111 Constitution Ave. NW, IR-6526  
Washington, DC 20224

We respond to many letters by telephone. Therefore, it would be helpful if you would include your daytime phone number, including the area code, in your correspondence.

Although we cannot respond individually to each comment received, we do appreciate your feedback and will consider your comments as we revise our tax products.

**Ordering forms and publications.** Visit [www.irs.gov/formspubs](#) to download forms and publications. Otherwise, you can go to [www.irs.gov/orderforms](#) to order forms or call 1-800-829-3676 to order current and prior-year forms and instructions. Your order should arrive within 10 business days.

**Questions about innocent spouse relief.** The IRS can help you with your request for innocent spouse relief.

If you are working with an IRS employee, you can ask that employee, or you can call 1-855-851-2009.

## Useful Items

You may want to see:

### Publications

- 504** Divorced or Separated Individuals
- 555** Community Property
- 556** Examination of Returns, Appeal Rights, and Claims for Refund
- 594** The IRS Collection Process

### Forms (and Instructions)

- 8857** Request for Innocent Spouse Relief

---

## How To Request Relief

File Form 8857 to ask the IRS for the types of relief discussed in this publication. If you are requesting relief for more than six tax years, you must file an additional Form 8857.

The IRS will review your Form 8857 and let you know if you qualify.

A completed Form 8857 is shown later.

## When To File Form 8857

You should file Form 8857 as soon as you become aware of a tax liability for which you believe only your spouse or former spouse should be held responsible. The following are some of the ways you may become aware of such a liability.

- The IRS is examining your tax return and proposing to increase your tax liability.
- The IRS sends you a notice.

You must file Form 8857 no later than two years after the date on which the IRS first attempted to collect the tax from you. (But see the **exceptions** below for different filing deadlines that apply.) For this reason, do not delay filing because you do not have all the documentation.

Collection activities that may start the 2-year period are:

- The IRS offset your income tax refund against an amount you owed on a joint return for another year and the IRS informed you about your right to file Form 8857.
- The filing of a claim by the IRS in a court proceeding in which you were a party or the filing of a claim in a proceeding that involves your property. This includes the filing of a proof of claim in a bankruptcy proceeding.
- The filing of a suit by the United States against you to collect the joint liability.

- The issuance of a section 6330 notice, which notifies you of the IRS' intent to levy and your right to a collection due process (CDP) hearing. The IRS usually sends a section 6330 notice by issuing a Letter 11 or Letter 1058.

**Exception for equitable relief.** The amount of time to request equitable relief depends on whether you are seeking relief from a balance due, seeking a credit or refund, or both.

**Balance due.** Generally, you must file your request within the time period the IRS has to collect the tax. Generally, the IRS has 10 years from the date the tax liability was assessed to collect the tax. In certain cases, the 10-year period is suspended. The amount of time the suspension is in effect will extend the time the IRS has to collect the tax. See Pub. 594, *The IRS Collection Process*, for details.

**Credit or refund.** Generally, you must file your request within 3 years after the date the original return was filed or within 2 years after the date the tax was paid, whichever is later. But you may have more time to file if you live in a federally declared disaster area or you are physically or mentally unable to manage your financial affairs. See Pub. 556, *Examination of Returns, Appeal Rights, and Claims for Refund*, for details.

**Both a balance due and a credit or refund.** If you are seeking a refund of amounts you paid and relief from a balance due over and above what you have paid, the time period for credit or refund will apply to any payments you have made, and the time period for collection of a balance due amount will apply to any unpaid liability.

**Exception for relief from liability for tax attributable to an item of community income.** If you are requesting relief from liability for tax attributable to an item of community income, a different filing deadline applies. See *Relief From Liability for Tax Attributable to an Item of Community Income* discussed later under [Community Property Laws](#).

**Form 8857 filed by or on behalf of a decedent.** An executor (including any other duly appointed representative) may pursue a Form 8857 filed during the decedent's lifetime. An executor (including any other duly appointed representative) may also file Form 8857 as long as the decedent satisfied the eligibility requirements while alive. For purposes of separation of liability relief (discussed later), the decedent's marital status is determined on the earlier of the date relief was requested or the date of death.

**Situations in which you are not entitled to relief.** You are not entitled to innocent spouse relief for any tax year to which the following situations apply.

1. In a final decision, a court considered whether to grant you relief from joint liability and decided not to do so.
2. In a final decision, a court did not consider whether to grant you relief from joint liability, but you meaningfully

participated in the proceeding and could have asked for relief.

3. You entered into an offer in compromise with the IRS.
4. You entered into a closing agreement with the IRS that disposed of the same liability for which you want to seek relief.

**Exception for agreements relating to TEFRA partnership proceedings.** You may be entitled to relief, discussed in (4) earlier, if you entered into a closing agreement for both partnership items and nonpartnership items, while you were a party to a pending TEFRA partnership proceeding. (*TEFRA* is an acronym that refers to the "Tax Equity and Fiscal Responsibility Act of 1982" that prescribed the tax treatment of partnership items.) You are not entitled to relief for the nonpartnership items, but you will be entitled to relief for the partnership items (if you otherwise qualify).

**Transferee liability not affected by innocent spouse relief provisions.** The innocent spouse relief provisions do not affect tax liabilities that arise under federal or state transferee liability or property laws. Therefore, even if you are relieved of the tax liability under the innocent spouse relief provisions, you may remain liable for the unpaid tax, interest, and penalties to the extent provided by these laws.

**Example.** Herb and Wanda timely filed their 2011 joint income tax return on April 17, 2012. Herb died in March 2013, and the executor of Herb's will transferred all of the estate's assets to Wanda. In August 2013, the IRS assessed a deficiency for the 2011 return. The items causing the deficiency belong to Herb. Wanda is relieved of the deficiency under the innocent spouse relief provisions, and Herb's estate remains solely liable for it. However, the IRS may collect the deficiency from Wanda to the extent permitted under federal or state transferee liability or property laws.

## The IRS Must Contact Your Spouse or Former Spouse

By law, the IRS must contact your spouse or former spouse. There are **no** exceptions, even for victims of spousal abuse or domestic violence.

We will inform your spouse or former spouse that you filed Form 8857 and will allow him or her to participate in the process. If you are requesting relief from joint and several liability on a joint return, the IRS must also inform him or her of its preliminary and final determinations regarding your request for relief.

To protect your privacy, the IRS will not disclose your personal information (such as your current name, address, phone number(s), or information about your employer, your income, or your assets). Any other information you provide that the IRS uses to make a determination about your request for relief from liability could be disclosed to the person you list on Form 8857,

line 5. If you have concerns about your privacy or the privacy of others, you should redact or black out personal information in the material you submit.



If you petition the Tax Court (explained below), your spouse or former spouse may see your personal information, unless you ask the Tax Court to withhold it.

## Tax Court Review of Request

After you file Form 8857, you may be able to petition (ask) the United States Tax Court to review your request for relief (other than a request for relief from liability for tax attributable to an item of community income) if:

1. The IRS sends you a final determination letter regarding your request for relief, or
2. You do not receive a final determination letter from the IRS within six months from the date you filed Form 8857.

The United States Tax Court is an independent judicial body and is not part of the IRS.

You must file the petition no later than the 90th day after the date the IRS mails its final determination letter to you. If you do not file a petition, or you file it late, the Tax Court cannot review your request for relief.



You can get a copy of the rules for filing a petition by writing to the Tax Court at the following address:

United States Tax Court  
400 Second Street, NW  
Washington, DC 20217

Or you can visit the Tax Court's website at [www.ustaxcourt.gov](http://www.ustaxcourt.gov).

---

## Community Property Laws

You must generally follow community property laws when filing a tax return if you are married and live in a community property state. Community property states are Arizona, California, Idaho, Louisiana, Nevada, New Mexico, Texas, Washington, and Wisconsin. Generally, community property laws provide that you and your spouse are both entitled to one-half of your total community income and expenses. If you and your spouse filed a joint return in a community property state, you are both jointly and severally liable for the total liability on the return. However, community property laws are not taken into account in determining whether an item belongs to you or to your spouse (or former spouse) if you request relief from joint and several liability.

## Relief for Married Persons Who Did Not File Joint Returns

Married persons who live in community property states, but who did not file joint returns, have two ways to get relief.

### Relief From Liability for Tax Attributable to an Item of Community Income

You are not responsible for the tax relating to an item of community income if all the following conditions exist.

1. You did not file a joint return for the tax year.
2. You did not include the item of community income in gross income.
3. The item of community income you did not include is one of the following:
  - a. Wages, salaries, and other compensation your spouse (or former spouse) received for services he or she performed as an employee.
  - b. Income your spouse (or former spouse) derived from a trade or business he or she operated as a sole proprietor.
  - c. Your spouse's (or former spouse's) distributive share of partnership income.
  - d. Income from your spouse's (or former spouse's) separate property (other than income described in (a), (b), or (c)). Use the appropriate community property law to determine what is separate property.
  - e. Any other income that belongs to your spouse (or former spouse) under community property law.
4. You establish that you did not know of, and had no reason to know of, that community income. See [Actual knowledge or reason to know](#), below.
5. Under all facts and circumstances, it would not be fair to include the item of community income in your gross income. See *Indications of unfairness for relief from liability for tax attributable to an item of community income*, later.

**Actual knowledge or reason to know.** You knew or had reason to know of an item of community income if:

- You actually knew of the item of community income, or
- A reasonable person in similar circumstances would have known of the item of community income.

**Amount of community income unknown.** If you are aware of the source of the item of community income or the income-producing activity, but are unaware of the specific amount, you are considered to know or have reason to know of the item of community income. Not knowing the specific amount is not a basis for relief.

**Reason to know.** The IRS will consider all facts and circumstances in determining whether you had reason to know of an item of community income. The facts and circumstances include:

- The nature of the item of community income and the amount of the item relative to other income items.
- The financial situation of you and your spouse (or former spouse).
- Your educational background and business experience.
- Whether the item of community income represented a departure from a recurring pattern reflected in prior years' returns (for example, omitted income from an investment regularly reported on prior years' returns).

**Indications of unfairness for relief from liability for tax attributable to an item of community income.** The IRS will consider all of the facts and circumstances of the case in order to determine whether it is unfair to hold you responsible for the understated tax due to the item of community income.

The following are examples of factors the IRS will consider.

- Whether you received a benefit, either directly or indirectly, from the omitted item of community income (defined below).
- Whether your spouse (or former spouse) deserted you.
- Whether you and your spouse have been divorced or separated.

For other factors, see [Factors for Determining Whether To Grant Equitable Relief](#), later.

**Benefit from omitted item of community income.** A benefit includes normal support, but does not include de minimis (small) amounts. Evidence of a direct or indirect benefit may consist of transfers of property or rights to property, including transfers received several years after the filing of the return.

For example, if you receive property, including life insurance proceeds, from your spouse (or former spouse) and the property is traceable to omitted items of community income attributable to your spouse (or former spouse), you are considered to have benefitted from those omitted items of community income.

## Equitable Relief

If you do not qualify for the relief described above and are now liable for an unpaid or understated tax you believe should be paid only by your spouse (or former spouse), you may request equitable relief (discussed later).

## How and When To Request Relief

You request relief by filing Form 8857, as discussed earlier. Fill in Form 8857 according to the instructions.

For relief from liability for tax attributable to an item of community income, you must file Form 8857 no later than 6 months before the expiration of the period of limitations on assessment (including extensions) against your spouse for the tax year for which you are requesting relief. However, if the IRS begins an examination of your return during that 6-month period, the latest time for requesting relief is 30 days after the date the IRS' initial contact letter to you. The period of limitation on assessment is the amount of time, generally three years, that the IRS has from the date you filed the return to assess taxes that you owe.

---

## Innocent Spouse Relief

By requesting innocent spouse relief, you can be relieved of responsibility for paying tax, interest, and penalties if your spouse (or former spouse) improperly reported items or omitted items on your tax return. Generally, the tax, interest, and penalties that qualify for relief can only be collected from your spouse (or former spouse). However, you are jointly and individually responsible for any tax, interest, and penalties that do not qualify for relief. The IRS can collect these amounts from either you or your spouse (or former spouse).

You must meet all of the following conditions to qualify for innocent spouse relief.

1. You filed a joint return.
2. There is an understated tax on the return that is due to erroneous items (defined later) of your spouse (or former spouse).
3. You can show that when you signed the joint return you did not know, and had no reason to know, that the understated tax existed (or the extent to which the understated tax existed). See [Actual Knowledge or Reason To Know](#), later.
4. Taking into account all the facts and circumstances, it would be unfair to hold you liable for the understated tax. See [Indications of Unfairness for Innocent Spouse Relief](#), later.

Innocent spouse relief will not be granted if the IRS proves that you and your spouse (or former spouse) transferred property to one another as part of a fraudulent scheme. A fraudulent scheme includes a scheme to defraud the IRS or another third party, such as a creditor, former spouse, or business partner.

## Understated Tax

You have an understated tax if the IRS determined that your total tax should be more than the amount that was actually shown on your return.

## Erroneous Items

Erroneous items are either of the following.

1. **Unreported income.** This is any gross income item received by your spouse (or former spouse) that is not reported.
2. **Incorrect deduction, credit, or basis.** This is any improper deduction, credit, or property basis claimed by your spouse (or former spouse).

The following are examples of erroneous items.

- The expense for which the deduction is taken was never paid or incurred. For example, your spouse, a cash-basis taxpayer, deducted \$10,000 of advertising expenses on Schedule C of your joint Form 1040, but never paid for any advertising.
- The expense does not qualify as a deductible expense. For example, your spouse claimed a business fee deduction of \$10,000 that was for the payment of state fines. Fines are not deductible.
- No factual argument can be made to support the deductibility of the expense. For example, your spouse claimed \$4,000 for security costs related to a home office, which were actually veterinary and food costs for your family's two dogs.

## Actual Knowledge or Reason To Know

You knew or had reason to know of an understated tax if:

- You actually knew of the understated tax, or
- A reasonable person in similar circumstances would have known of the understated tax.

**Actual knowledge.** If you actually knew about an erroneous item that belongs to your spouse (or former spouse), the relief discussed here does not apply to any part of the understated tax due to that item. You and your spouse (or former spouse) remain jointly liable for that part of the understated tax. For information about the criteria for determining whether you actually knew about an erroneous item, see [Actual Knowledge](#) later under *Separation of Liability Relief*.

**Reason to know.** If you had reason to know about an erroneous item that belongs to your spouse (or former spouse), the relief discussed here does not apply to any part of the understated tax due to that item. You and your spouse (or former spouse) remain jointly liable for that part of the understated tax.

The IRS will consider all facts and circumstances in determining whether you had reason to know of an understated tax due to an erroneous item. The facts and circumstances include:

- The nature of the erroneous item and the amount of the erroneous item relative to other items.
- The financial situation of you and your spouse (or former spouse).
- Your educational background and business experience.

- The extent of your participation in the activity that resulted in the erroneous item.
- Whether you failed to ask, at or before the time the return was signed, about items on the return or omitted from the return that a reasonable person would question.
- Whether the erroneous item represented a departure from a recurring pattern reflected in prior years' returns (for example, omitted income from an investment regularly reported on prior years' returns).

**Partial relief when a portion of erroneous item is unknown.** You may qualify for partial relief if, at the time you filed your return, you had no knowledge or reason to know of a portion of an erroneous item. You will be relieved of the understated tax due to that portion of the item if all other requirements are met for that portion.

**Example.** At the time you signed your joint return, you knew that your spouse did not report \$5,000 of gambling winnings. The IRS examined your tax return several months after you filed it and determined that your spouse's unreported gambling winnings were actually \$25,000. You established that you did not know about, and had no reason to know about, the additional \$20,000 because of the way your spouse handled gambling winnings. The understated tax due to the \$20,000 will qualify for innocent spouse relief if you meet the other requirements. The understated tax due to the \$5,000 of gambling winnings you knew about will not qualify for relief.

## Indications of Unfairness for Innocent Spouse Relief

The IRS will consider all of the facts and circumstances of the case in order to determine whether it is unfair to hold you responsible for the understated tax.

The following are examples of factors the IRS will consider.

- Whether you received a significant benefit (defined below), either directly or indirectly, from the understated tax.
- Whether your spouse (or former spouse) deserted you.
- Whether you and your spouse have been divorced or separated.
- Whether you received a benefit on the return from the understated tax.

For other factors, see [Factors for Determining Whether To Grant Equitable Relief](#) later under *Equitable Relief*.

**Significant benefit.** A significant benefit is any benefit in excess of normal support. Normal support depends on your particular circumstances. Evidence of a direct or indirect benefit may consist of transfers of property or rights to property, including transfers that may be received several years after the year of the understated tax.

**Example.** You receive money from your spouse that is beyond normal support. The money can be traced to your spouse's lottery winnings that were not reported on your joint return. You will be considered to have received a significant benefit from that income. This is true even if your spouse gives you the money several years after he or she received it.

---

## Separation of Liability Relief

Under this type of relief, the understated tax (plus interest and penalties) on your joint return is allocated between you and your spouse (or former spouse). The understated tax allocated to you is generally the amount you are responsible for.

This type of relief is available for liabilities resulting from understated tax. However, refunds are not allowed for any liabilities that have been paid.

To request separation of liability relief, you must have filed a joint return and meet either of the following requirements at the time you file Form 8857.

- You are no longer married to, or are legally separated from, the spouse with whom you filed the joint return for which you are requesting relief. (Under this rule, you are no longer married if you are widowed.)
- You were not a member of the same household (explained below) as the spouse with whom you filed the joint return at any time during the 12-month period ending on the date you file Form 8857.

**Members of the same household.** You and your spouse are not members of the same household if you are living apart and are estranged. However, you and your spouse are considered members of the same household if any of the following conditions are met.

1. You and your spouse reside in the same dwelling.
2. You and your spouse reside in separate dwellings but are not estranged, and one of you is temporarily absent from the other's household as explained in (3) below.
3. Either spouse is temporarily absent from the household and it is reasonable to assume that the absent spouse will return to the household, and the household or a substantially equivalent household is maintained in anticipation of the absent spouse's return. Examples of temporary absences include absence due to imprisonment, illness, business, vacation, military service, or education.

**Burden of proof.** You must be able to prove that you meet all of the requirements for separation of liability relief (except actual knowledge) and that you did not transfer property to avoid tax (discussed later). You must also establish the basis for allocating the erroneous items.

## Limitations on Relief

Even if you meet the requirements discussed previously, separation of liability relief will not be granted in the following situations.

- The IRS proves that you and your spouse (or former spouse) transferred assets to one another as part of a fraudulent scheme. A fraudulent scheme includes a scheme to defraud the IRS or another third party, such as a creditor, former spouse, or business partner.
- The IRS proves that at the time you signed your joint return, you had actual knowledge (explained below) of any erroneous items giving rise to the deficiency that were allocable to your spouse (or former spouse). For the definition of erroneous items, see [Erroneous Items](#) earlier under *Innocent Spouse Relief*.
- Your spouse (or former spouse) transferred property to you to avoid tax or the payment of tax. See [Transfers of Property To Avoid Tax](#), later.

## Actual Knowledge

The relief discussed here does not apply to any part of the understated tax due to your spouse's (or former spouse's) erroneous items of which you had actual knowledge. You and your spouse (or former spouse) remain jointly and severally liable for this part of the understated tax.

If you had actual knowledge of only a portion of an erroneous item, the IRS will not grant relief for that portion of the item.

You had actual knowledge of an erroneous item if:

- You knew that an item of unreported income was received. (This rule applies whether or not there was a receipt of cash.)
- You knew of the facts that made an incorrect deduction or credit unallowable.
- For a false or inflated deduction, you knew that the expense was not incurred, or not incurred to the extent shown on the tax return.

Knowledge of the source of an erroneous item is not sufficient to establish actual knowledge. Also, your actual knowledge may not be inferred when you merely had a reason to know of the erroneous item. Similarly, the IRS does not have to establish that you knew of the source of an erroneous item in order to establish that you had actual knowledge of the item itself.

Your actual knowledge of the proper tax treatment of an erroneous item is not relevant for purposes of demonstrating that you had actual knowledge of that item. Neither is your actual knowledge of how the erroneous item was treated on the tax return. For example, if you knew that your spouse received dividend income, relief is not available for that income even if you did not know it was taxable.

**Example.** Bill and Karen Green filed a joint return showing Karen's wages of \$50,000 and Bill's self-employment income of \$10,000. The IRS audited their return and found that Bill did not report \$20,000 of self-employment income. The additional income resulted in a \$6,000 understated tax, plus interest and penalties. After obtaining a legal separation from Bill, Karen filed Form 8857 to request separation of liability relief. The IRS proved that Karen actually knew about the \$20,000 of additional income at the time she signed the joint return. Bill is liable for all of the understated tax, interest, and penalties because all of it was due to his unreported income. Karen is also liable for the understated tax, interest, and penalties due to the \$20,000 of unreported income because she actually knew of the item. The IRS can collect the entire \$6,000 plus interest and penalties from either Karen or Bill because they are jointly and individually liable for it.

**Factors supporting actual knowledge.** The IRS may rely on all facts and circumstances in determining whether you actually knew of an erroneous item at the time you signed the return. The following are examples of factors the IRS may use.

- Whether you made a deliberate effort to avoid learning about the item in order to be shielded from liability.
- Whether you and your spouse (or former spouse) jointly owned the property that resulted in the erroneous item.

You will not be considered to have had an ownership interest in an item based solely on the operation of community property law. Rather, if you resided in a community property state at the time the return was signed, you will be considered to have had an ownership interest in an item only if your name appeared on the ownership documents, or there otherwise is an indication that you asserted dominion and control over the item.

**Example.** Harry and Wanda live in Arizona, a community property state. After their marriage, Harry opens a bank account in his name. Under the operation of the community property state laws of Arizona, Wanda owns  $\frac{1}{2}$  of the bank account. However, Wanda does not have an ownership interest in the account for purposes of demonstrating that Wanda had actual knowledge of an erroneous item because the account is not held in her name and there is no other indication that she asserted dominion and control over the item.

**Exception for spousal abuse or domestic violence.** Even if you had actual knowledge, you may still qualify for relief if you establish that:

- You were the victim of spousal abuse or domestic violence before signing the return, and
- Because of that abuse, you did not challenge the treatment of any items on the return because you were afraid your spouse (or former spouse) would retaliate against you.

If you establish that you signed your joint return under duress (threat of harm or other form of coercion), then it is

not a joint return, and you are not liable for any tax shown on that return or any tax deficiency for that return. However, you may be required to file a separate return for that tax year. For more information about duress, see the Instructions for Form 8857.

## Transfers of Property To Avoid Tax

If your spouse (or former spouse) transfers property (or the right to property) to you for the main purpose of avoiding tax or payment of tax, the tax liability allocated to you will be increased by the fair market value of the property on the date of the transfer. The increase may not be more than the entire amount of the liability. A transfer will be presumed to have as its main purpose the avoidance of tax or payment of tax if the transfer is made after the date that is 1 year before the date on which the IRS sent its first letter of proposed deficiency. This presumption will not apply if:

- The transfer was made under a divorce decree, separate maintenance agreement, or a written instrument incident to such an agreement, or
- You establish that the transfer did not have as its main purpose the avoidance of tax or payment of tax.

If the presumption does not apply, but the IRS can establish that the purpose of the transfer was the avoidance of tax or payment of tax, the tax liability allocated to you will be increased as explained above.

---

## Equitable Relief

If you do not qualify for innocent spouse relief or separation of liability relief, you may still be relieved of responsibility for tax, interest, and penalties through equitable relief. If you did not file a joint return but did not qualify for relief from liability for tax attributable to an item of community income, you may be eligible for equitable relief.

Unlike innocent spouse relief or separation of liability relief, you can get equitable relief from an understated tax (defined earlier under [Innocent Spouse Relief](#)) or an unpaid tax. An unpaid tax is an amount of tax you properly reported on your return but you have not paid. For example, your joint 2012 return shows that you and your spouse owed \$5,000. You paid \$2,000 with the return. You have an unpaid tax of \$3,000.

## Conditions for Getting Equitable Relief

In order to be considered for equitable relief from joint and several liability, you must meet all of the following threshold conditions. In order to be considered for equitable relief from liability for tax attributable to an item of community income, you must meet all of the following threshold conditions except for items 1 and 2.

1. You are not eligible for innocent spouse relief or separation of liability relief.



2. You filed a joint return for the tax year(s) at issue.
3. You timely filed your claim for relief. See [When To File Form 8857](#), earlier.
4. You and your spouse (or former spouse) did not transfer assets to one another as a part of a fraudulent scheme. A fraudulent scheme includes a scheme to defraud the IRS or another third party, such as a creditor, former spouse, or business partner.
5. Your spouse (or former spouse) did not transfer property to you for the main purpose of avoiding tax or the payment of tax. See [Transfers of Property To Avoid Tax](#), earlier, under *Separation of Liability Relief*.
6. You did not knowingly participate in the filing of a fraudulent joint return.
7. The income tax liability from which you seek relief is attributable (either in full or in part) to an item of your spouse (or former spouse) or an unpaid tax resulting from your spouse's (or former spouse's) income. If the liability is partially attributable to you, then relief can only be considered for the part of the liability attributable to your spouse (or former spouse). The IRS will consider granting relief regardless of whether the understated tax, deficiency, or unpaid tax is attributable (in full or in part) to you if any of the following exceptions apply.
  - a. The item is attributable or partially attributable to you solely due to the operation of community property law. If you meet this exception, that item will be considered attributable to your spouse (or former spouse) for purposes of equitable relief.
  - b. If the item is titled in your name, the item is presumed to be attributable to you. However, you can rebut this presumption based on the facts and circumstances.
  - c. You did not know, and had no reason to know, that funds intended for the payment of tax were misappropriated by your spouse (or former spouse) for his or her benefit. If you meet this exception, the IRS will consider granting equitable relief although the unpaid tax may be attributable in part or in full to your item, and only to the extent the funds intended for payment were taken by your spouse (or former spouse).
  - d. You establish that you were the victim of spousal abuse or domestic violence before the return was filed, and that, as a result of the prior abuse, you did not challenge the treatment of any items on the return for fear of your spouse's (or former spouse's) retaliation. If you meet this exception, relief will be considered even though the understated tax or unpaid tax may be attributable in part or in full to your item.
  - e. The item giving rise to the understated tax or deficiency is attributable to you, but you establish that your spouse's (or former spouse's) fraud is the reason for the erroneous item.

## Factors for Determining Whether To Grant Equitable Relief

If you meet all the threshold conditions, the IRS will grant equitable relief if you establish that it would be unfair to hold you liable for the understated or unpaid tax. The IRS will consider all facts and circumstances of your case in determining whether it is unfair to hold you liable for all or part of the unpaid income tax liability or deficiency, and whether full or partial equitable relief should be granted. The factors listed below are designed as guides and not intended to be an exclusive list. Other factors relevant to your case also may be considered. In evaluating your claim for relief, no one factor or a majority of factors necessarily determines the outcome. The degree of importance of each factor varies depending on your facts and circumstances. Abuse or the exercise of financial control by your spouse (or former spouse) is a factor that may impact the other factors, as described below. Factors the IRS will consider include the following.

### Marital Status

The IRS will consider whether you are no longer married to your spouse as of the date the IRS makes its determination. If you are still married to your spouse, this factor is neutral. If you are no longer married to your spouse, this factor will weigh in favor of relief. You will be treated as being no longer married to your spouse only in the following situations.

- You are divorced from your spouse.
- You are legally separated from your spouse under applicable state law.
- You are a widow or widower and are not an heir to your spouse's estate that would have sufficient assets to pay the tax liability.
- You have not been a member of the same household as your spouse at any time during the 12-month period ending on the date the IRS makes its determination. For these purposes, a temporary absence (for example, due to imprisonment, illness, business, military service, or education) is not considered separation if the absent spouse is expected to return to the household. You are a member of the same household as your spouse for any period in which both of you maintain the same residence.

### Economic Hardship

The IRS will consider whether you will suffer economic hardship if relief is not granted. For purposes of this factor, an economic hardship exists if satisfaction of the tax liability in whole or in part will cause you to be unable to pay reasonable basic living expenses. The IRS will determine whether you meet this factor based on the information you provide in Part IV of Form 8857. If denying relief will cause you to suffer economic hardship, this factor will weigh in favor of relief. If denying relief will not cause you to suffer economic hardship, this factor will be neutral.

## Knowledge or Reason to Know

**Understated tax on a joint return.** The IRS will consider whether you knew or had reason to know of the item giving rise to the understated tax or deficiency as of the date the joint return (including a joint amended return) was filed, or the date you reasonably believed the joint return was filed. If you did not know and had no reason to know of the item giving rise to the understated tax, this factor will weigh in favor of relief. If you knew or had reason to know of the item giving rise to the understated tax, this factor will weigh against relief. Actual knowledge of the item giving rise to the understated tax or deficiency will not be weighed more heavily than any other factor. Depending on the facts and circumstances, if you were abused by your spouse or former spouse (as discussed later), or your spouse (or former spouse) maintained control of the household finances by restricting your access to financial information, and because of the abuse or financial control, you were not able to challenge the treatment of any items on the joint return for fear of your spouse's (or former spouse's) retaliation, this factor will weigh in favor of relief even if you knew or had reason to know of the items giving rise to the understated tax or deficiency.

**Understated tax on a return other than a joint return.** The IRS will consider whether you knew or had reason to know of an item of community income properly includible in gross income, which, under item (3) discussed earlier under *Relief From Liability for Tax Attributable to an Item of Community Income*, would be treated as the income of your spouse (or former spouse).

**Unpaid tax.** In the case of an income tax liability that was properly reported but not paid, the IRS will consider whether (as of the date the return was filed or the date you reasonably believed the return was filed) you knew or had reason to know that your spouse (or former spouse) would not or could not pay the tax liability at that time or within a reasonable period of time after the filing of the return. This factor will weigh in favor of relief if you reasonably expected your spouse (or former spouse) to pay the tax liability reported on the return. A reasonable expectation of payment will be presumed if the spouses submitted a request for an installment agreement to pay the tax reported as due on the return. To benefit from the presumption, the request for an installment agreement must be filed by the later of 90 days after the due date for payment of the tax, or 90 days after the return was filed. The request must detail the plan for paying the tax, interest, and penalties, satisfy the liability within a reasonable time, and it must not be unreasonable for you to believe that your spouse (or former spouse) will be able to make the payments contemplated in the requested installment agreement.

This factor will weigh against relief if, based on the facts and circumstances of the case, it was not reasonable for you to believe that your spouse (or former spouse) would or could pay the tax liability shown on the return. For example, if prior to the return being filed, or the date you reasonably believed the return was filed, you knew of your spouse's (or former spouse's) prior bankruptcies, financial difficulties, or other issues with the IRS or other creditors,

or was otherwise aware of difficulties in timely paying bills, then this factor will generally weigh against relief.

Depending on the facts and circumstances, if you were abused by your spouse or former spouse (as discussed later), or your spouse (or former spouse) maintained control of the household finances by restricting your access to financial information, and because of the abuse or financial control, you were not able to question the payment of the taxes reported as due on the return or challenge your spouse's (or former spouse's) assurance regarding payment of the taxes for fear of his or her retaliation, this factor will weigh in favor of relief even if you knew or had reason to know about your spouse's (or former spouse's) intent or ability to pay the taxes due.

In the case of an unpaid tax on an amended return that reports a liability based on items not properly reported on the original return, the initial inquiry is whether (as of the date the amended return was filed, or the date you reasonably believed the amended return was filed) you reasonably expected that your spouse (or former spouse) would pay the tax within a reasonable period of time. If so, this factor will weigh in favor of relief. However, if it was not reasonable for you to expect that your spouse (or former spouse) would pay the tax, your knowledge or reason to know of the understated tax on the original return will also be considered. If you knew or had reason to know of the item giving rise to the understated tax on the original return, then this factor will weigh against relief. If you did not know or have reason to know of the item, then this factor will weigh in favor of relief.

**Reason to know.** The facts and circumstances that are considered in determining whether you had reason to know of an understated tax, or reason to know whether your spouse (or former spouse) could or would pay the reported tax liability, include, but are not limited to the following.

- Your level of education.
- Any deceit or evasiveness of your spouse (or former spouse).
- Your degree of involvement in the activity generating the income tax liability.
- Your involvement in business or household financial matters.
- Your business or financial expertise.
- Any lavish or unusual expenditures compared with past spending levels.

**Example.** You and your spouse filed a joint 2011 return. That return showed you owed \$10,000. You had \$5,000 of your own money and you took out a loan to pay the other \$5,000. You gave two checks for \$5,000 each to your spouse to pay the \$10,000 liability. Without telling you, your spouse took the \$5,000 loan and spent it on himself. You and your spouse were divorced in 2012. In addition, you had no knowledge or reason to know at the time you signed the return that the tax would not be paid. These facts indicate to the IRS that it may be unfair to hold you liable for the \$5,000 unpaid tax. The IRS will consider

these facts, together with all of the other facts and circumstances, to determine whether to grant you equitable relief from the \$5,000 unpaid tax.

**Abuse by your spouse (or former spouse).** For purposes of the equitable relief rules, if you establish that you were the victim of abuse (not amounting to duress, which is discussed in the Instructions for Form 8857), then depending on the facts and circumstances of your situation, the abuse may result in certain factors weighing in favor of relief when otherwise the factor may have weighed against relief. Abuse comes in many forms and can include physical, psychological, sexual, or emotional abuse, including efforts to control, isolate, humiliate, and intimidate you, or to undermine your ability to reason independently and be able to do what is required under the tax laws. The IRS will consider all the facts and circumstances in determining whether you were abused. The IRS also will consider the impact of your spouse's (or former spouse's) alcohol or drug abuse in determining whether you were abused. Depending on the facts and circumstances, abuse of your child or other family member living in the household may constitute abuse of you.

## Legal Obligation

The IRS will consider whether you or your spouse (or former spouse) has a legal obligation to pay the outstanding federal income tax liability. For purposes of this factor, a legal obligation is an obligation arising from a divorce decree or other legally binding agreement. This factor will weigh in favor of relief if your former spouse has the sole legal obligation to pay the outstanding income tax liability pursuant to a divorce decree or agreement. This factor will be neutral if you knew or had reason to know, when entering into the divorce decree or agreement, that your former spouse would not pay the income tax liability. This factor will weigh against relief if you have the sole legal obligation. The fact that your spouse (or former spouse) has been relieved of liability for the taxes at issue as a result of a discharge in bankruptcy is disregarded in determining whether you have the sole legal obligation. This factor will be neutral if, based on an agreement or consent order, both spouses have a legal obligation to pay the outstanding income tax liability, the spouses are not separated or divorced, or the divorce decree or agreement is silent as to any obligation to pay the outstanding income tax liability.

## Significant Benefit

The IRS will consider whether you significantly benefited from the unpaid income tax liability or understated tax. A significant benefit is any benefit in excess of normal support. For example, if you enjoyed the benefits of a lavish lifestyle, such as owning luxury assets and taking expensive vacations, this factor will weigh against relief. If, however, your spouse (or former spouse) controlled the household and business finances or there was abuse (discussed earlier) such that he or she made the decision on spending funds for a lavish lifestyle, then this mitigates

this factor so that it is neutral. If only your spouse (or former spouse) significantly benefitted from the unpaid tax or understatement, and you had little or no benefit, or your spouse (or former spouse) enjoyed the benefit to your detriment, this factor will weigh in favor of relief. If the amount of unpaid tax or understated tax was small such that neither spouse received a significant benefit, then this factor is neutral. Whether the amount of unpaid tax or understated tax is small such that neither spouse received a significant benefit will vary depending on the facts and circumstances of each case.

## Compliance With Income Tax Laws

The IRS will consider whether you have made a good faith effort to comply with the income tax laws in the tax years following the tax year or years to which the request for relief relates.

If you are compliant for tax years after being divorced from your spouse, then this factor will weigh in favor of relief. If you are not compliant, then this factor will weigh against relief. If you made a good faith effort to comply with the tax laws but were unable to fully comply, then this factor will be neutral. For example, if you timely filed an income tax return but were unable to fully pay the tax liability due to your poor financial or economic situation after the divorce, then this factor will be neutral.

If you remain married to your spouse, whether or not legally separated or living apart, and continue to file joint returns with your spouse after requesting relief, then this factor will be neutral if the joint returns are compliant with the tax laws. If the joint returns are not compliant with the tax laws, then this factor will weigh against relief.

If you remain married to your spouse but file separate returns, this factor will weigh in favor of relief if you are compliant with the tax laws. If you are not compliant with the tax laws, then this factor will weigh against relief. If you made a good faith effort to comply with the tax laws but were unable to fully comply, then this factor will be neutral. For example, if you timely filed an income tax return but were unable to fully pay the tax liability due to your poor financial or economic situation as a result of being separated or living apart from your spouse, then this factor will be neutral.

## Mental or Physical Health

The IRS will consider whether you were in poor physical or mental health. This factor will weigh in favor of relief if you were in poor mental or physical health at one of the following times.

- At the time the return or returns for which the request for relief relates were filed.
- At the time you reasonably believed the return or returns were filed.
- At the time you request relief.

IRS will consider the nature, extent, and duration of your condition, including the ongoing economic impact of your illness. If you were in neither poor physical nor poor mental health, this factor is neutral.

## Refunds

If you are granted relief, refunds are:

- Permitted under innocent spouse relief and equitable relief as explained later under [Limit on Amount of Refund](#).
- Not permitted under separation of liability relief.

## Proof Required

The IRS will only refund payments you made with your own money. However, you must provide proof that you made the payments with your own money. Examples of proof are a copy of your bank statement or a canceled check. No proof is required if your individual refund was used by the IRS to pay a tax you owed on a joint tax return for another year.

## Limit on Amount of Refund

You are not eligible for refunds of payments made with the joint return, joint payments, or payments that your spouse (or former spouse) made. For example, withholding tax and estimated tax payments cannot be refunded because they are considered made with the joint return. However, you may be entitled to a refund of your portion of a joint overpayment from another year that was applied to the joint tax for a different year. You will need to show your portion of the joint overpayment.

The amount of your refund is limited. Read the following chart to find out the limit.

IF you file Form 8857...	THEN the refund cannot be more than...
Within 3 years after filing your return	The part of the tax paid within 3 years (plus any extension of time for filing your return) before you filed Form 8857.
After the 3-year period, but within 2 years from the time you paid the tax	The tax you paid within 2 years immediately before you filed Form 8857.

## Filled-in Form 8857

This part explains how Janie Boulder fills out Form 8857 to request innocent spouse relief.

Janie and Joe Boulder filed a joint tax return for 2011. They claimed one dependency exemption for their son Michael. Their return was adjusted by the IRS because Joe did not report a \$5,000 award he won that year. Janie did

not know about the award when the return was filed. They agreed to the adjustment but could not pay the additional amount due of \$815 (\$650 tax + \$165 penalty and interest). Janie and Joe were divorced on May 13, 2013. In February 2014, Janie filed her 2013 federal income tax return as head of household. She expected a refund of \$1,203. In May 2014, she received a notice informing her that the IRS had offset her refund against the \$815 owed on her joint 2011 income tax return and that she had a right to file Form 8857.

Janie applies the conditions listed earlier under [Innocent Spouse Relief](#) to see if she qualifies for relief.

1. Janie meets the first and second conditions because the joint tax return they filed has an understated tax due to Joe's erroneous item.
2. Janie believes she meets the third condition. She did not know about the award and had no reason to know about it because of the secretive way Joe conducted his financial affairs.
3. Janie believes she meets the fourth condition. She believes it would be unfair to be held liable for the tax because she did not benefit from the award. Joe spent it on personal items for his use only.

Because Janie believes she qualifies for innocent spouse relief, she first completes Part I of Form 8857 to determine if she should file the form.

### Part I

**Line 1.** Janie checks the “Yes” box because one of the paragraphs describes her situation.

**Line 2.** She checks the “No” box because the IRS did not use her share of a joint refund to pay Joe's past-due debts.

**Line 3.** She enters “2011” on line 3 because this is the tax year for which she is requesting relief.

### Part II

**Line 4.** She enters her name, address, social security number, county, and best daytime phone number.

**Line 5.** She enters Joe's name, address, and daytime phone number.

**Line 6.** She checks the “divorced since” box and enters the date she was divorced as “05/13/2013.” She attaches a copy of her entire divorce decree (not illustrated) to the form.

**Line 7.** She checks the box for “High school diploma or equivalent,” because she had completed high school when her 2011 joint tax return was filed.

**Line 8.** She checks the “No” box because she was not a victim of spousal abuse or domestic violence.

**Line 9.** She checks the “No” box because she did not have a mental or physical health problem when the return was filed and does not have one now.

### **Part III**

**Line 11.** She checks the “Yes” box because she agreed to file a joint return.

**Line 12.** She checks the “Yes” box because she signed the 2011 joint tax return.

**Line 13.** Because she was not involved in preparing the return, she checks the box, “You were not involved in preparing the returns.”

**Line 14.** She checks the box, “You did not know anything was incorrect or missing” because she did not know that Joe had received a \$5,000 award. She explains this in the space provided.

**Line 15.** She checks the box, “You knew that person had income” because she knew Joe had income from wages. She also lists Joe’s type of income as “wages.”

**Line 16.** She checks the “Not applicable” box because there was no balance due on the return.

**Line 17.** She checks the “No” box because, when the return was filed, she was not having financial problems.

**Line 18.** She checks the box, “You were not involved in handling money for the household” because Joe handled all the money for the household. She provides additional information in the space provided.

**Line 19.** She checks the “No” box because neither she nor Joe incurred any large expenses during the year for which she wants relief or any later years.

**Line 20.** She checks the “No” box because Joe has never transferred money or property to her.

### **Part IV**

**Line 21.** She lists her assets, which are \$500 for the fair market value of a car, \$450 in her checking account, and \$100 in her savings account.

**Line 22.** She enters the number “1” on both the line for “Adults” and the line for “Children” because her current household consists of herself and her son.

**Line 23.** She enters her average monthly income and expenses for her entire household.

### **Part VII**

**Line 31.** Janie checks the box because she wants a refund.

Because the IRS used her individual refund to pay the tax owed on the joint tax return, she does not need to provide proof of payment.

**Signing and mailing Form 8857.** Janie signs and dates the form. She attaches the copy of her divorce decree (not illustrated) required by line 6. Finally, she sends the form to the IRS address or fax number shown in the Instructions for Form 8857.

**Janie Boulder's Filled-in Form 8857**

**Request for Innocent Spouse Relief**

Form **8857**  
 (Rev. January 2014)  
 Department of the Treasury  
 Internal Revenue Service (99)

OMB No. 1545-1596

▶ Information about Form 8857 and its separate instructions is at [www.irs.gov/form8857](http://www.irs.gov/form8857).

**Important things you should know**

- **Do not file this form with your tax return.** See *Where To File* in the instructions.
- Review and follow the instructions to complete this form. Instructions can be obtained at [www.irs.gov/form8857](http://www.irs.gov/form8857) or by calling 1-800-TAX-FORM (1-800-829-3676).
- While your request is being considered, the IRS generally cannot collect any tax from you for the year(s) you request relief. However, filing this form extends the amount of time the IRS has to collect the tax you owe, if any, for those years.
- The IRS is required by law to notify the person on line 5 that you requested this relief. That person will have the opportunity to participate in the process by completing a questionnaire about the tax years you enter on line 3. This will be done before the IRS issues preliminary and final determination letters.
- The IRS will not disclose the following information: your current name, address, phone numbers, or employer.

**Part I Should you file this form?**

Generally, both you and your spouse are responsible, jointly and individually, for paying any tax, interest, or penalties from your joint return. If you believe your current or former spouse should be solely responsible for an erroneous item or an underpayment of tax from your joint tax return, you may be eligible for innocent spouse relief.

Innocent spouse relief may also be available if you were a resident of a community property state (see list of community property states in the instructions) and did not file a joint federal income tax return and you believe you should not be held responsible for the tax attributable to an item of community income.

**1 Do either of the paragraphs above describe your situation?**

- Yes. You should file this Form 8857. Go to question 2.  
 No. Do not file this Form 8857, but go to question 2 to see if you need to file a different form.

**2 Did the IRS take your share of a joint refund from any tax year to pay any of the following past-due debt(s) owed ONLY by your spouse? • Child support • Spousal support • Student loan (or other federal nontax debt) • Federal or state taxes**

- Yes. You may be able to get back your share of the refund. See Form 8379, Injured Spouse Allocation, and the instructions to that form. Go to question 3 if you answered "Yes" to question 1.  
 No. Go to question 3 if you answered "Yes" to question 1. If you answered "No" to question 1, do not file this form.

**3 If you determine you should file this form, enter each tax year you want innocent spouse relief.** It is important to enter the correct year. For example, if the IRS used your 2011 income tax refund to pay a 2009 joint tax liability, enter tax year 2009, not tax year 2011.

Tax Year 2011 Tax Year \_\_\_\_\_ Tax Year \_\_\_\_\_  
 Tax Year \_\_\_\_\_ Tax Year \_\_\_\_\_ Tax Year \_\_\_\_\_

**Part II Tell us about yourself and your spouse for the tax years you want relief**

<b>4</b> Your current name (see instructions) <u>Janie Boulder</u>	<b>Your social security number</b> <u>123-00-6789</u>
<b>Address where you wish to be contacted.</b> If this is a change of address, see instructions.	
Number and street or P.O. box  <u>5161 Old Farm Estates</u>	Apt. no. _____ County <u>Montgomery</u>
City, town or post office, state, and ZIP code. If a foreign address, see instructions.  <u>Hutchinson, IA 55555</u>	Best or safest daytime phone number (between 6 a.m. and 5 p.m. Eastern Time)  <u>221-213-4455</u>
<b>5 Who was your spouse for the tax years you want relief?</b> File a separate Form 8857 for tax years involving different spouses or former spouses.	
That person's current name <u>Joe E. Boulder</u>	<b>Social security number (if known)</b> _____
Current home address (number and street) (if known). If a P.O. box, see instructions. <u>3895 Timber Way</u>	Apt. no. _____
City, town or post office, state, and ZIP code. If a foreign address, see instructions.  <u>Creekbed, WY 77777</u>	Daytime phone number (between 6 a.m. and 5 p.m. Eastern Time)  <u>271-444-5656</u>

For Privacy Act and Paperwork Reduction Act Notice, see instructions.

Cat. No. 24647V

Form **8857** (Rev. 1-2014)

Janie Boulder's Filled-in Form 8857 page 2

Note. If you need more room to write your answer for any question, attach more pages. Be sure to write your name and social security number on the top of all pages you attach.

Part II Tell us about yourself and your spouse for the tax years you want relief (Continued)

6 What is the current marital status between you and the person on line 5?

- Married and still living together
Married and living apart since
Widowed since
Legally separated since
Divorced since

Attach a photocopy of the death certificate and will (if one exists).
Attach a photocopy of your entire separation agreement.
Attach a photocopy of your entire divorce decree.

Note. A divorce decree stating that your former spouse must pay all taxes does not necessarily mean you qualify for relief.

7 What was the highest level of education you had completed when the return(s) were filed? If the answers are not the same for all tax years, explain.

- Did not complete high school
High school diploma or equivalent
Some college
College degree or higher. List any degrees you have

List any college-level business or tax-related courses you completed
Explain

8 Were you or other members of your family a victim of spousal abuse or domestic violence, or suffering the effects of such abuse during any of the tax years you want relief or when any of the returns were filed for those years?

- Yes. If you want the IRS to consider this information in making its determination, complete Part V of this form in addition to other parts of the form. First read the instructions for Part V, to understand how the IRS will proceed with evaluating your claim for relief in these circumstances.
No. Complete the other parts of this form except for Part V.

9 When any of the returns listed on line 3 were filed, did you have a mental or physical health problem or do you have a mental or physical health problem now? If the answers are not the same for all tax years, explain below.

- Yes. Attach a statement to explain the problem and when it started. Provide photocopies of any documentation, such as medical bills or a doctor's report or letter.
No.

10 Is there any information you are afraid to provide on this form, but are willing to discuss?

- Yes
No

Part III Tell us if and how you were involved with finances and preparing returns for those tax years

11 Did you agree to file a joint return? Yes No

Explain why or why not I agreed to file a joint return because that's how my ex-husband and I filed our federal returns during our entire marriage.

12 Did you sign the joint return? See instructions. Yes No

Explain why or why not I signed the return because it requires my signature.

Janie Boulder's Filled-in Form 8857 page 3

Note. If you need more room to write your answer for any question, attach more pages. Be sure to write your name and social security number on the top of all pages you attach.

Part III Tell us if and how you were involved with finances and preparing returns for those tax years (Continued)

13 What was your involvement with preparing the returns? Check all that apply and explain, if necessary. If the answers are not the same for all tax years, explain.

- Checkboxes for involvement with preparing returns: You were not involved, You filled out or helped fill out the returns, You gathered receipts and cancelled checks, You gave tax documents, You reviewed the returns, You did not review the returns, You did not know a joint return was filed, Other.

Explain how you were involved

14 When the returns were filed, what did you know about any incorrect or missing information? Check all that apply and explain, if necessary. If the answers are not the same for all tax years, explain below.

- Checkboxes for knowledge of incorrect or missing information: You knew something was incorrect or missing, but you said nothing, You knew something was incorrect or missing and asked about it, You did not know anything was incorrect or missing, Not applicable.

Explain I did not know about the \$5,000 award. My ex-husband was very secretive about the way he conducted his financial affairs.

15 When any of the returns were filed, what did you know about the income of the person on line 5? Check all that apply and explain, if necessary. If the answers are not the same for all tax years, explain.

- Checkbox: You knew that the person on line 5 had income.

List each type of income on the lines provided below. (Examples are wages, social security, gambling winnings, or self-employment business income.) Enter each tax year and the amount of income for each type you listed. If you do not know any details, enter "I don't know."

Wages-\$40,000 from Allied

- Checkboxes for knowledge of person on line 5: You knew that the person on line 5 was self-employed and you helped with the books and records, You knew that the person on line 5 was self-employed and you did not help with the books and records, You knew that the person on line 5 had no income, You did not know whether the person on line 5 had income.

Explain why you did not know whether the person on line 5 had income

16 When the returns were filed, did you know if the returns showed a balance due to the IRS for those tax years? If the answers are not the same for all tax years, explain.

- Checkbox: Yes. Explain when and how you thought the amount of tax reported on the return would be paid

- Checkbox: No. Explain why you did not know the return showed a balance due.

- Checkbox: Not applicable. There was no balance due on the return.

17 When any of the returns were filed, were you having financial problems (for example, bankruptcy or bills you could not pay)? If the answers are not the same for all tax years, explain.

- Checkbox: Yes. Explain

- Checkbox: No.

- Checkbox: Did not know. Explain



# Janie Boulder's Filled-in Form 8857 page 4

**Note.** If you need more room to write your answer for any question, attach more pages. Be sure to write your name and social security number on the top of all pages you attach.

**Part III Tell us if and how you were involved with finances and preparing returns for those tax years (Continued)**

**18 For the years you want relief, how were you involved in the household finances?** Check all that apply. If the answers are **not** the same for all tax years, explain.

- You were not involved in handling money for the household. Explain below.
- You knew the person on line 5 had separate accounts.
- You had joint accounts with the person on line 5, but you had limited use of them or did not use them. Explain below.
- You used joint accounts with the person on line 5. You made deposits, paid bills, balanced the checkbook, or reviewed the monthly bank statements.
- You made decisions about how money was spent. For example, you paid bills or made decisions about household purchases.
- Other ►

Explain anything else you want to tell us about your household finances ► *My ex-husband handled the household finances. He didn't want me involved. He was so secretive about it too.*

**19 Did you (or the person on line 5) incur any large expenses, such as trips, home improvements, or private schooling, or make any large purchases, such as automobiles, appliances, or jewelry, during any of the years you want relief or any later years?**

- Yes. Describe (a) the types and amounts of the expenses and purchases and (b) the years they were incurred or made.

No.

**20 Has the person on line 5 ever transferred assets (money or property) to you?** (Property includes real estate, stocks, bonds, or other property that you own or possess now or possessed in the past.) See instructions.

- Yes. List the assets, the dates they were transferred, and their fair market values on the dates transferred. If the property was secured by any debt (such as a mortgage on real estate), explain who was responsible for making payments on the debt, how much was owed on the debt at the time of transfer and whether the debt has been satisfied. Explain why the assets were transferred to you. If you no longer possess or own the assets, explain what happened with the assets.

No.

**Part IV Tell us about your current financial situation**

**21 Tell us about your assets.** Your assets are your money and property. Property includes real estate, motor vehicles, stocks, bonds, and other property that you own. In the table below, list the amount of cash you have on hand and in your bank accounts. Also list each item of property, the fair market value (as defined in the instructions) of each item, and the balance of any outstanding loans you used to acquire each item. Do not list any money or property you listed on line 20.

Description of Assets	Fair Market Value	Balance of Any Outstanding Loans You Used To Acquire the Asset
Car	\$500	
Checking account	\$450	
Savings account	\$100	

# Janie Boulder's Filled-in Form 8857 page 5

**Note.** If you need more room to write your answer for any question, attach more pages. Be sure to write your name and social security number on the top of all pages you attach.

**Part IV Tell us about your current financial situation (Continued)**

**22 How many people are currently in your household, including yourself?** Adults   1   Children   1  

**23 Tell us your current average monthly income and expenses for your entire household.**

Monthly Income — If family or friends are helping to support you, include the amount of support as gifts below.	Amount
Gifts . . . . .	
Wages (Gross pay) . . . . .	\$2,000
Pensions . . . . .	
Unemployment . . . . .	
Social security . . . . .	
Government assistance, such as housing, food stamps, grants . . . . .	
Alimony . . . . .	
Child support . . . . .	750
Self-employment business income . . . . .	
Rental income . . . . .	
Interest and dividends . . . . .	
Other income, such as disability payments, gambling winnings, etc. List each type below:	
Type .....	
Type .....	
Type .....	
<b>Total Monthly Income</b>	2,750
Monthly Expenses — Enter all expenses, including expenses paid with income from gifts.	Amount
<b>Food and Personal Care:</b>	
Food . . . . .	568
Housekeeping supplies . . . . .	
Clothing and clothing services . . . . .	200
Personal care products and services . . . . .	
<b>Transportation:</b>	
Auto loan/lease payment, gas, insurance, licenses, parking, maintenance, etc. . . . .	254
Public transportation . . . . .	
<b>Housing and Utilities:</b>	
Rent or mortgage . . . . .	620
Real estate taxes and insurance . . . . .	
Electric, oil, gas, water, trash, etc. . . . .	100
Telephone and cell phone . . . . .	40
Cable and Internet . . . . .	
<b>Medical:</b>	
Health insurance premiums . . . . .	200
Out-of-pocket expenses . . . . .	
<b>Other:</b>	
Child and dependent care . . . . .	455
Caregiver expenses . . . . .	
Income tax withholding (federal, state, and local) . . . . .	250
Estimated tax payments . . . . .	
Term life insurance premiums . . . . .	10
Retirement contributions (employer required) . . . . .	
Retirement contributions (voluntary) . . . . .	
Union dues . . . . .	
Unpaid state and local taxes (minimum payment) . . . . .	
Student loans (minimum payment) . . . . .	
Court-ordered debt payments (for example, court- or agency-ordered child support, alimony and garnishments). List each type below:	
Type .....	
Type .....	
Type .....	
Miscellaneous . . . . .	
<b>Total Monthly Expenses</b>	2,697

Janie Boulder's Filled-in Form 8857 page 6

Note. If you need more room to write your answer for any question, attach more pages. Be sure to write your name and social security number on the top of all pages you attach.

Part V Complete this part if you were (or are now) a victim of domestic violence or spousal abuse

As stated in line 8, providing this additional information is not mandatory but may strengthen your request. Additionally, if you prefer to provide this information orally, check the "Yes" box on line 10.

If you were (or are now) a victim of domestic violence or spousal abuse by the person on line 5, the IRS will consider the information you provide in this part to determine whether to grant innocent spouse relief. However, the IRS is required by law to notify the person on line 5 that you requested this relief. There are no exceptions to this rule. That person will have the opportunity to participate in the process by completing a questionnaire about the tax years you entered on line 3. This will be done before the IRS issues preliminary and final determination letters. However, the IRS is also required by law to keep all the personal identifying information (such as current names, addresses, and employment-related information) of both you and the person on line 5 confidential. This means that the IRS cannot disclose one person's information to the other person. If the IRS does not grant you relief and you choose to petition the Tax Court, your personal identifying information is available, unless you ask the Tax Court to withhold it.

The person on line 5 will receive a questionnaire about the tax years you entered on line 3. Except for your current name, address, phone numbers, and employer, this form and any attachments could be disclosed to the person on line 5. If you have any privacy concerns, see instructions.

The IRS understands and is sensitive to the effects of domestic violence and spousal abuse, and encourages victims of domestic violence to call 911 if they are in immediate danger. If you have concerns about your safety, please consider contacting the 24-Hour (Confidential) National Domestic Violence Hotline at 1-800-799-SAFE (7233), or 1-800-787-3224 (TTY), or 1-855-812-1001 (Video Phone Only for Deaf Callers) before you file this form.

A representative from the IRS may call you to gather more information and discuss your request. Be sure you enter your correct contact information on line 4.

24a During any of the tax years for which you are seeking relief or when any of the returns were filed for those years, did the person on line 5 do any of the following? Check all that apply. (Note. If this does not apply to you, skip lines 24a, b, and c, and complete lines 25 through 29.)

- Physically harm or threaten you, your children, or other members of your family.
Sexually abuse you, your children, or other members of your family.
Make you afraid to disagree with him/her.
Criticize or insult you or frequently put you down.
Withhold money for food, clothing, or other basic needs.
Make most or all the decisions for you, including financial decisions.
Restrict or control who you could see or talk to or where you could go.
Isolate you or keep you from contacting your family members and/or friends.
Cause you to fear for your safety in any other way.
Stalk you, your children, or other members of your family.
Abuse alcohol or drugs.

b Describe the abuse you experienced, including approximately when it began and how it may have affected you, your children, or other members of your family. Explain how this abuse affected your ability to question the reporting of items on your tax return or the payment of the tax due on your return.

.....
.....

c Attach photocopies of any documentation you have, such as:

- Protection and/or restraining order.
Police reports.
Medical records.
Doctor's report or letter.
Injury photographs.
A statement from someone who was aware of or witnessed the abuse or the results of the abuse (notarized if possible).
Any other documentation you may have.

25 Are you afraid of the person listed on line 5?

- Yes No

26 Does the person listed on line 5 pose a danger to you, your children, or other members of your family?

- Yes No

27 Were the police, sheriff, or other law enforcement ever called?

- Yes No

28 Was the person listed on line 5 charged or arrested for abusing you, your children, or other members of your family?

- Yes. Provide details below.

.....
.....

- No

29 Have you sought help from a local domestic violence program?

- Yes. Provide details below.

.....
.....

- No

Note. If you need more room to write your answer for any question, attach more pages. Be sure to write your name and social security number on the top of all pages you attach.

Part VI Additional Information

30 Please provide any other information you want us to consider in determining whether it would be unfair to hold you liable for the tax.

Large area of horizontal dashed lines for providing additional information.

Part VII Tell us if you would like a refund

31 By checking this box and signing this form, you are indicating that you would like a refund if you qualify for relief and if you already paid the tax. See instructions

Caution By signing this form, you understand that, by law, we must contact the person on line 5. See instructions for details.

Sign Here

Keep a copy for your records.

Under penalties of perjury, I declare that I have examined this form and any accompanying schedules and statements, and to the best of my knowledge and belief, they are true, correct, and complete. Declaration of preparer (other than taxpayer) is based on all information of which preparer has any knowledge.

Your signature Janie Boulder

Date 08/01/2014

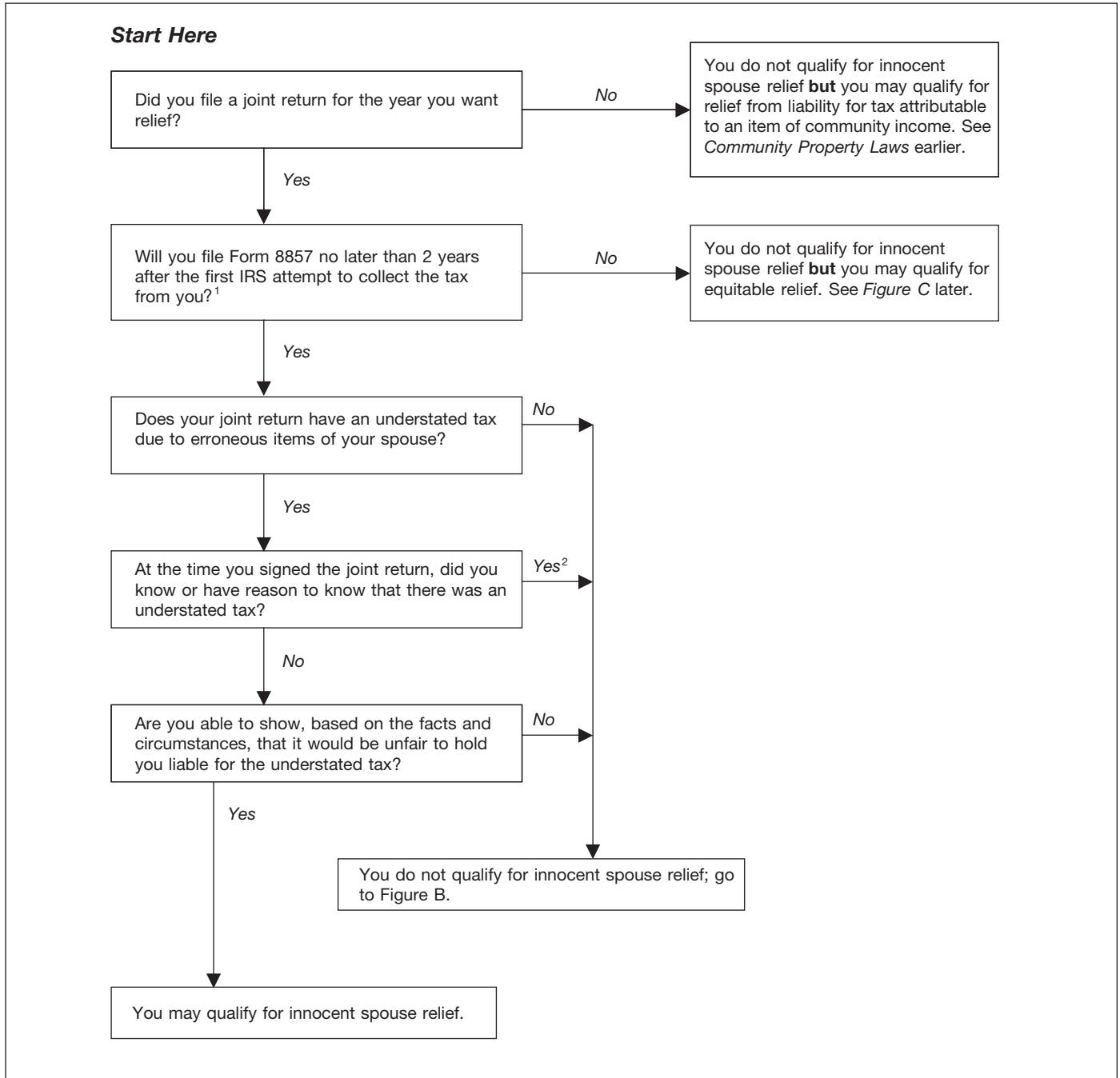
Paid Preparer Use Only

Table with fields for Preparer's name, signature, date, firm's name, address, EIN, and phone number. Includes a checkbox for self-employed.

# Flowcharts

The following flowcharts provide a quick way for determining whether you may qualify for relief. But do not rely on these flowcharts alone. Also read the earlier discussions.

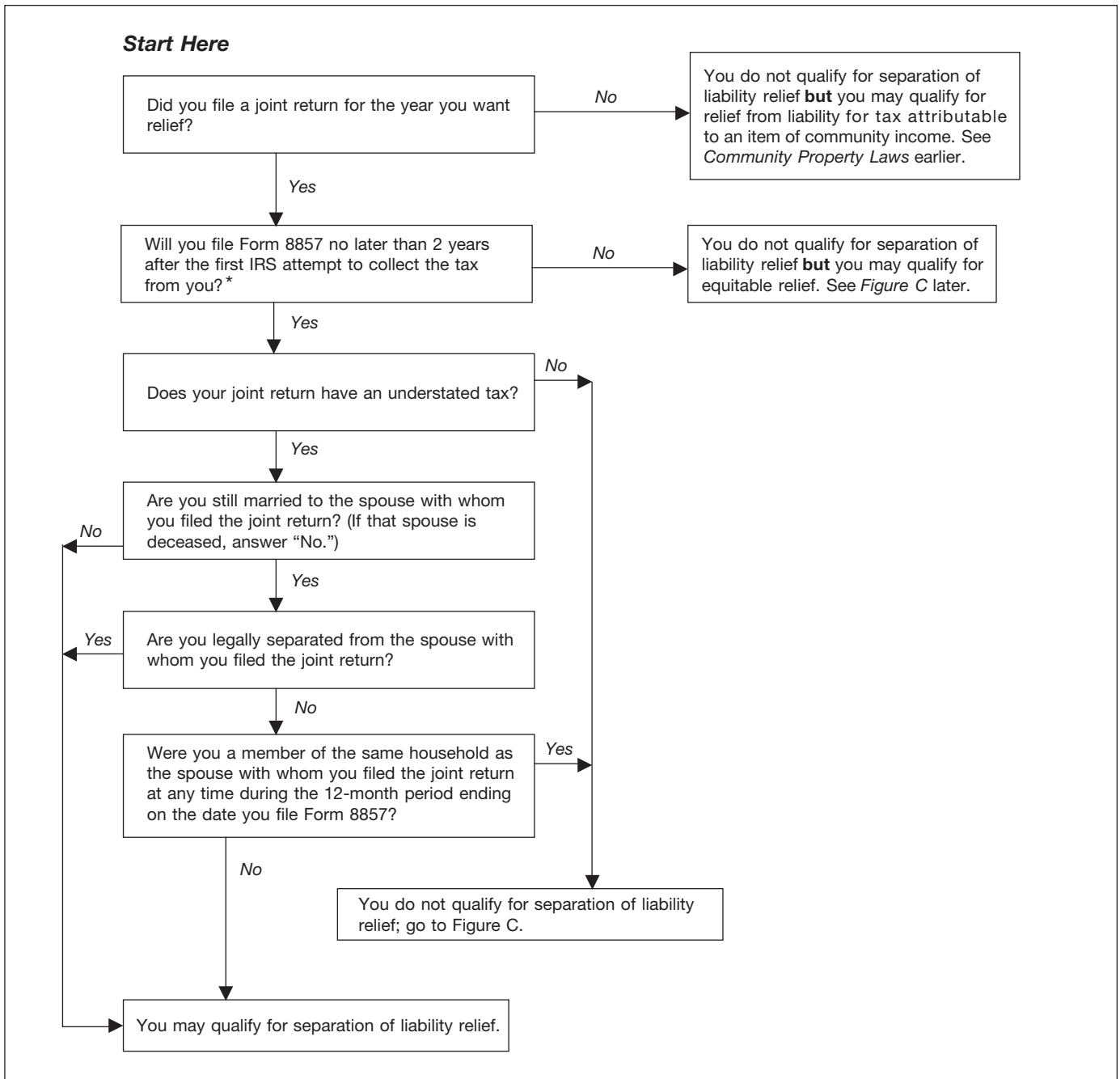
**Figure A. Do You Qualify for Innocent Spouse Relief?**



<sup>1</sup> Collection activities that may start the 2-year period are described earlier under *How To Request Relief*.

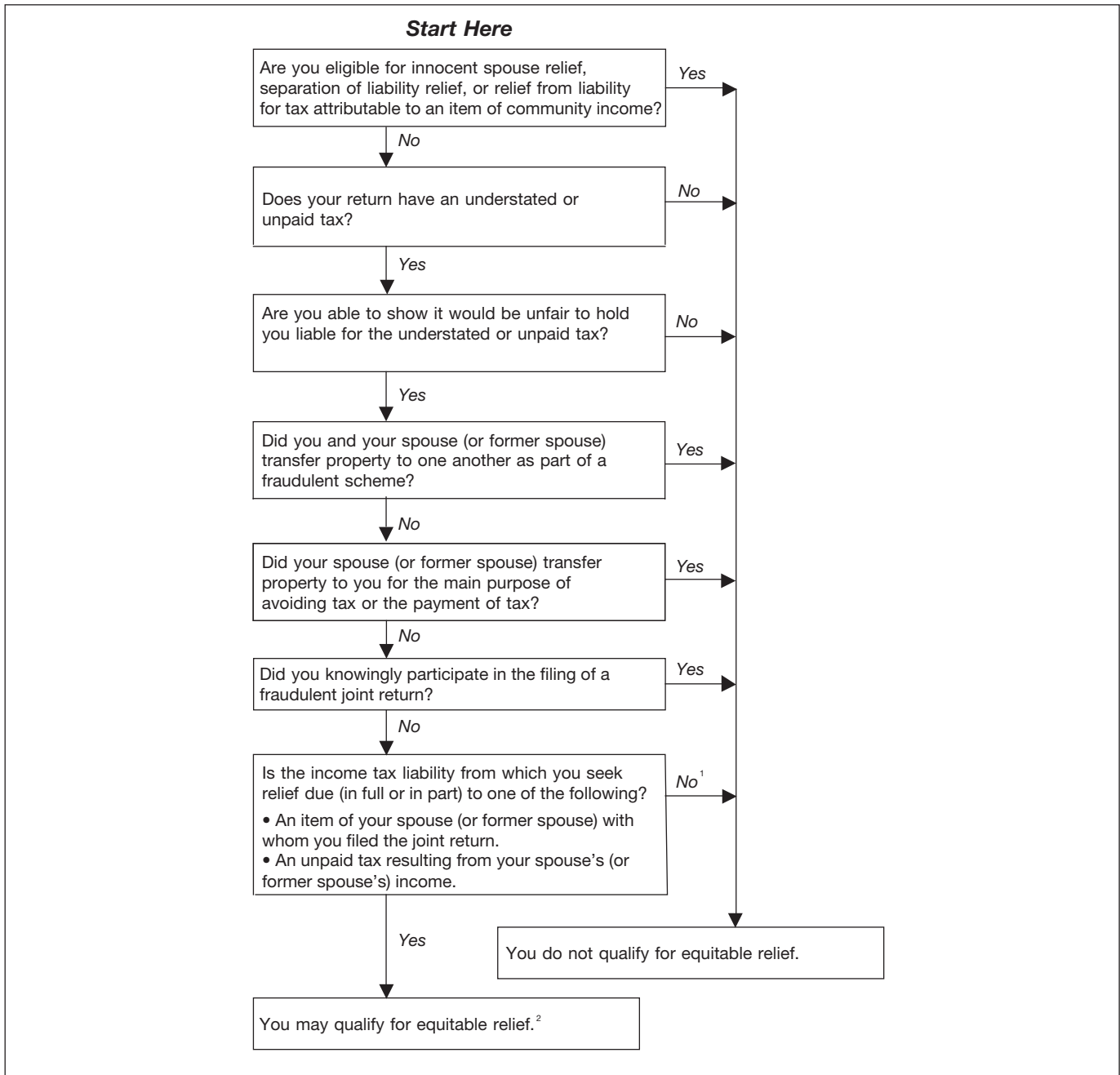
<sup>2</sup> You may qualify for partial relief if, at the time you filed your return, you knew or had reason to know of only a portion of an erroneous item.

## Figure B. Do You Qualify for Separation of Liability Relief?



\* Collection activities that may start the 2-year period are described earlier under *How To Request Relief*.

## Figure C. Do You Qualify for Equitable Relief?



<sup>1</sup> You may qualify for equitable relief if you meet any of the exceptions to condition (7) discussed earlier under *Conditions for Getting Equitable Relief*.

<sup>2</sup> You must file Form 8857 by the filing deadlines explained earlier in *Exception for equitable relief* under *How To Request Relief*.

---

---

## Questions & Answers

---

This section answers questions commonly asked by taxpayers about innocent spouse relief.

### What is joint and several liability?

When you file a joint income tax return, the law makes both you and your spouse responsible for the entire tax liability. This is called joint and several liability. Joint and several liability applies not only to the tax liability you show on the return but also to any additional tax liability the IRS determines to be due, even if the additional tax is due to the income, deductions, or credits of your spouse or former spouse. You remain jointly and severally liable for taxes, and the IRS still can collect from you, even if you later divorce and the divorce decree states that your former spouse will be solely responsible for the tax.

### How can I get relief from joint and several liability?

There are three types of relief for filers of joint returns: “innocent spouse relief,” “separation of liability relief,” and “equitable relief.” Each type has different requirements. They are explained separately below.

### What are the rules for innocent spouse relief?

To qualify for innocent spouse relief, you must meet all of the following conditions.

- You must have filed a joint return which has an understated tax.
- The understated tax must be due to erroneous items of your spouse (or former spouse).
- You must establish that at the time you signed the joint return, you did not know, and had no reason to know, that there was an understated tax.
- Taking into account all of the facts and circumstances, it would be unfair to hold you liable for the understated tax.

- You must request relief within 2 years after the date on which the IRS first began collection activity against you.

### What are “erroneous items”?

Erroneous items are any deductions, credits, or bases that are incorrectly stated on the return, and any income that is not properly reported on the return.

### What is an “understated tax”?

You have an understated tax if the IRS determined that your total tax should be more than the amount actually shown on your return. For example, you reported total tax on your 2012 return of \$2,500. IRS determined in an audit of your 2012 return that the total tax should be \$3,000. You have a \$500 understated tax.

### Will I qualify for innocent spouse relief in any situation where there is an understated tax?

No. There are many situations in which you may owe tax that is related to your spouse (or former spouse), but not be eligible for innocent spouse relief. For example, you and your spouse file a joint return on which you report \$10,000 of income and deductions, but you knew that your spouse was not reporting \$5,000 of dividends. You are not eligible for innocent spouse relief because you have knowledge of the understated tax.

### What are the rules for separation of liability relief?

Under this type of relief, you allocate (separate) the understated tax (plus interest and penalties) on your joint return between you and your spouse (or former spouse). The understated tax allocated to you is generally the amount you are responsible for. To qualify for separation of liability relief, you must have filed a joint return and

meet either of the following requirements at the time you file Form 8857.

- You are no longer married to, or are legally separated from, the spouse with whom you filed the joint return for which you are requesting relief. (Under this rule, you are no longer married if you are widowed.)
- You were not a member of the same household as the spouse with whom you filed the joint return at any time during the 12-month period ending on the date you file Form 8857.

In addition to the above requirements, you must file a Form 8857 within 2 years after the date on which the IRS first began collection activity against you.

### Why would a request for separation of liability relief be denied?

Even if you meet the requirements listed earlier, a request for separation of liability relief will not be granted in the following situations.

- The IRS proves that you and your spouse (or former spouse) transferred assets to one another as part of a fraudulent scheme.
- The IRS proves that at the time you signed your joint return, you had actual knowledge of any erroneous items giving rise to the deficiency that are allocable to your spouse (or former spouse).
- Your spouse (or former spouse) transferred property to you to avoid tax or the payment of tax.

### What are the rules for equitable relief?

Equitable relief is only available if you meet all of the following conditions.

- You do not qualify for innocent spouse relief, separation of liability relief, or relief from liability for tax attributable to an item of community income.



- You have an understated tax or unpaid tax. See *Note*, later.
- You and your spouse (or former spouse) did not transfer assets to one another as a part of a fraudulent scheme.
- Your spouse (or former spouse) did not transfer property to you for the main purpose of avoiding tax or the payment of tax.
- You did not knowingly participate in the filing of a fraudulent joint return.
- The income tax liability from which you seek relief is attributable (either in full or in part) to an item of your spouse (or former spouse) or an unpaid tax resulting from your spouse's (or former spouse's) income. For exceptions to this condition, see item (7) under [Conditions for Getting Equitable Relief](#), earlier.
- You timely file Form 8857 as explained earlier in [Exception for equitable relief](#) under *When To File Form 8857*.
- The IRS determines that it is unfair to hold you liable for the understated or unpaid tax taking into account all the facts and circumstances.

**Note.** Unlike innocent spouse relief or separation of liability relief, if you qualify for equitable relief, you can also get relief from an unpaid tax. (An unpaid tax is tax that is properly shown on the return, but has not been paid.)

### How do state community property laws affect my ability to qualify for relief?

Community property states are Arizona, California, Idaho, Louisiana, Nevada, New Mexico, Texas, Washington, and Wisconsin. Generally, community property laws provide that you and your spouse are both entitled to one-half of your total community income and expenses. However, community property laws are not taken into account in determining whether an item belongs to you or to your spouse (or former spouse) if you request relief from joint and several liability.

### How do I request relief?

File Form 8857, *Request for Innocent Spouse Relief*, to ask the IRS for relief. You must file an additional Form 8857 if you are requesting relief for more than six years.

### When should I file Form 8857?

If you are requesting innocent spouse relief or separation of liability relief, file Form 8857 no later than two years after the date on which the IRS first began collection activities against you.

If you are requesting equitable relief, see [Exception for equitable relief](#) under *When To File Form 8857*, earlier, for when to file Form 8857.

If you are requesting relief from liability for tax attributable to an item of community income, see [How and When To Request Relief](#) under *Community Property Laws*, earlier, for when to file Form 8857.

### Where should I file Form 8857?

Use one of the addresses or fax number shown in the Instructions for Form 8857.

### I am currently undergoing an examination of my return. How do I request innocent spouse relief?

File Form 8857 at one of the addresses or send it to the fax number shown in the Instructions for Form 8857. Do not file it with the employee assigned to examine your return.

### What if the IRS has given me notice that it will levy my account for the tax liability and I decide to request relief?

Generally, the IRS has 10 years to collect an amount you owe. This is the collection statute of limitations. By law, the IRS is not allowed to collect from you after the 10-year period ends.

If you request relief for any tax year, the IRS cannot collect from you for that year while your request is pending. But interest and penalties continue to accrue. Your request is generally considered pending from the date the IRS receives your Form 8857 until

the date your request is resolved. This includes the time the Tax Court is considering your request.

After your case is resolved, the IRS can begin or resume collecting from you any tax for which you are determined to remain responsible. The 10-year period will be increased by the amount of time your request for relief was pending plus 60 days. See Publication 594 for more information.

### What is "injured spouse relief"?

Injured spouse relief is different from innocent spouse relief. When a joint return is filed and the refund is used to pay one spouse's past-due federal tax, state income tax, state unemployment compensation debts, child support, spousal support, or federal non-tax debt, such as a student loan, the other spouse may be considered an injured spouse. The injured spouse can get back his or her share of the joint overpayment using [Form 8379, Injured Spouse Allocation](#).

You are considered an injured spouse if:

1. You are not legally obligated to pay the past-due amount, and
2. You meet any of the following conditions:
  - a. You made and reported tax payments (such as federal income tax withholding or estimated tax payments).
  - b. You had earned income (such as wages, salaries, or self-employment income) and claimed the earned income credit or the additional child tax credit.
  - c. You claimed a refundable tax credit, such as the health coverage tax credit or the refundable credit for prior year minimum tax.

**Note.** If your residence was in a community property state at any time during the year and the state recognizes your marriage, you may file Form 8379 even if only item (1) above applies.

---

---

# How To Get Tax Help

---

Do you need help with a tax issue or preparing your tax return, or do you need a free publication or form?

**Preparing and filing your tax return.** Find free options to prepare and file your return on IRS.gov or in your local community if you qualify.

- Go to IRS.gov and click on the Filing tab to see your options.
- Enter “Free File” in the search box to use brand name software to prepare and *e-file* your federal tax return for free.
- Enter “VITA” in the search box, download the free IRS2Go app, or call 1-800-906-9887 to find the nearest Volunteer Income Tax Assistance or Tax Counseling for the Elderly (TCE) location for free tax preparation.
- Enter “TCE” in the search box, download the free IRS2Go app, or call 1-888-227-7669 to find the nearest Tax Counseling for the Elderly location for free tax preparation.

The Volunteer Income Tax Assistance (VITA) program offers free tax help to people who generally make \$53,000 or less, persons with disabilities, the elderly, and limited-English-speaking taxpayers who need help preparing their own tax returns. The Tax Counseling for the Elderly (TCE) program offers free tax help for all taxpayers, particularly those who are 60 years of age and older. TCE volunteers specialize in answering questions about pensions and retirement-related issues unique to seniors.

**Getting answers to your tax law questions.** IRS.gov and IRS2Go are ready when you are—24 hours a day, 7 days a week.

- Enter “ITA” in the search box on IRS.gov for the Interactive Tax Assistant, a tool that will ask you questions on a number of tax law topics and provide answers. You can print the entire interview and the final response.

- Enter “Tax Map” or “Tax Trails” in the search box for detailed information by tax topic.
- Enter “Pub 17” in the search box to get Pub. 17, Your Federal Income Tax for Individuals, which features details on tax-saving opportunities, 2014 tax changes, and thousands of interactive links to help you find answers to your questions.
- Call TeleTax at 1-800-829-4477 for recorded information on a variety of tax topics.
- Access tax law information in your electronic filing software.
- Go to IRS.gov and click on the Help & Resources tab for more information.

**Tax forms and publications.** You can download or print all of the forms and publications you may need on [IRS.gov/formspubs](http://IRS.gov/formspubs). Otherwise, you can:

- Go to [IRS.gov/orderforms](http://IRS.gov/orderforms) to place an order and have forms mailed to you, or
- Call 1-800-829-3676 to order current-year forms, instructions, publications, and prior-year forms and instructions (limited to 5 years).

You should receive your order within 10 business days.

**Where to file your tax return.**

- There are many ways to file your return electronically. It’s safe, quick and easy. See *Preparing and filing your tax return*, earlier, for more information.
- See your tax return instructions to determine where to mail your completed paper tax return.

**Getting a transcript or copy of a return.**

- Go to IRS.gov and click on “Get Transcript of Your Tax Records” under “Tools.”
- Download the free IRS2Go app to your smart phone and use it to order transcripts of your tax returns or tax account.

- Call the transcript toll-free line at 1-800-908-9946.
- Mail Form 4506-T or Form 4506T-EZ (both available on IRS.gov).

**Using online tools to help prepare your return.** Go to IRS.gov and click on the Tools bar to use these and other self-service options.

- The [Earned Income Tax Credit Assistant](#) determines if you are eligible for the EIC.
- The [First Time Homebuyer Credit Account Look-up](#) tool provides information on your repayments and account balance.
- The [Alternative Minimum Tax \(AMT\) Assistant](#) determines whether you may be subject to AMT.
- The [Online EIN Application](#) helps you get an Employer Identification Number.
- The [IRS Withholding Calculator](#) estimates the amount you should have withheld from your paycheck for federal income tax purposes.
- The [Electronic Filing PIN Request](#) helps to verify your identity when you do not have your prior year AGI or prior year self-selected PIN available.

**Understanding identity theft issues.**

- Go to [IRS.gov/uac/Identity-Protection](http://IRS.gov/uac/Identity-Protection) for information and videos.
- Contact the Identity Protection Specialized Unit at 1-800-908-4490 if you believe you are at risk due to a lost or stolen purse or wallet, questionable credit card activity or credit report, etc.

**Checking on the status of a refund.**

- Go to [IRS.gov/refunds](http://IRS.gov/refunds).
- Download the free IRS2Go app to your smart phone and use it to check your refund status.

- Call the automated refund hotline at 1-800-829-1954.

**Making a tax payment.** You can make electronic payments online, by phone, or from a mobile device. Paying electronically is safe and secure. The IRS uses the latest encryption technology and does not store banking information. It's easy and secure and much quicker than mailing in a check or money order. Go to [IRS.gov](http://IRS.gov) and click on the Payments tab or the "Pay Your Tax Bill" icon to make a payment using the following options.

- [Direct Pay](#) (only if you are an individual who has a checking or savings account).
- Debit or credit card.
- Electronic Federal Tax Payment System.
- Check or money order.

**What if I can't pay now?** Click on the Payments tab or the "Pay Your Tax Bill" icon on [IRS.gov](http://IRS.gov) to find more information about these additional options.

- An [online payment agreement](#) determines if you are eligible to apply for an installment agreement if you cannot pay your taxes in full today. With the needed information, you can complete the application in about 30 minutes, and get immediate approval.
- An offer in compromise allows you to settle your tax debt for less than the full amount you owe. Use the [Offer in Compromise Pre-Qualifier](#) to confirm your eligibility.

**Checking the status of an amended return.** Go to [IRS.gov](http://IRS.gov) and click on the Tools tab and then [Where's My Amended Return?](#)

**Understanding an IRS notice or letter.** Enter "Understanding your notice" in the search box on [IRS.gov](http://IRS.gov) to find additional information about your IRS notice or letter.

**Visiting the IRS.** Locate the nearest Taxpayer Assistance Center using the Office Locator tool on [IRS.gov](http://IRS.gov). Enter "office locator" in the search box. Or choose the "Contact Us" option on the IRS2Go app and search Local Offices.

Before you visit, use the Locator tool to check hours and services available.

**Watching IRS videos.** The IRS Video portal [IRSVideos.gov](http://IRSVideos.gov) contains video and audio presentations on topics of interest to individuals, small businesses, and tax professionals. You'll find video clips of tax topics, archived versions of live panel discussions and Webinars, and audio archives of tax practitioner phone forums.

**Getting tax information in other languages.** For taxpayers whose native language is not English, we have the following resources available.

1. Taxpayers can find information on [IRS.gov](http://IRS.gov) in the following languages.
  - a. [Spanish](#).
  - b. [Chinese](#).
  - c. [Vietnamese](#).
  - d. [Korean](#).
  - e. [Russian](#).

2. The IRS Taxpayer Assistance Centers provide over-the-phone interpreter service in over 170 languages, and the service is available free to taxpayers.

## The Taxpayer Advocate Service Is Here To Help You

### What is the Taxpayer Advocate Service?

The Taxpayer Advocate Service (TAS) is an **independent** organization within the Internal Revenue Service that helps taxpayers and protects taxpayer rights. Our job is to ensure that every taxpayer is treated fairly and that you know and understand your rights under the [Taxpayer Bill of Rights](#).

### What Can the Taxpayer Advocate Service Do For You?

We can help you resolve problems that you can't resolve with the IRS. And our service is free. If you qualify for our assistance, you will be assigned to one advocate who will work with you

throughout the process and will do everything possible to resolve your issue. TAS can help you if:

- Your problem is causing financial difficulty for you, your family, or your business,
- You face (or your business is facing) an immediate threat of adverse action, or
- You've tried repeatedly to contact the IRS but no one has responded, or the IRS hasn't responded by the date promised.

## How Can You Reach Us?

We have offices [in every state, the District of Columbia, and Puerto Rico](#). Your local advocate's number is in your local directory and at [taxpayeradvocate.irs.gov](http://taxpayeradvocate.irs.gov). You can also call us at 1-877-777-4778.

## How Can You Learn About Your Taxpayer Rights?

The Taxpayer Bill of Rights describes ten basic rights that all taxpayers have when dealing with the IRS. Our Tax Toolkit at [taxpayeradvocate.irs.gov](http://taxpayeradvocate.irs.gov) can help you understand [what these rights mean to you](#) and how they apply. These are **your** rights. Know them. Use them.

## How Else Does the Taxpayer Advocate Service Help Taxpayers?

TAS works to resolve large-scale problems that affect many taxpayers. If you know of one of these broad issues, please report it to us at [irs.gov/sams](http://irs.gov/sams).

## Low Income Taxpayer Clinics

Low Income Taxpayer Clinics (LITCs) serve individuals whose income is below a certain level and need to resolve tax problems such as audits, appeals, and tax collection disputes. Some clinics can provide information about taxpayer rights and responsibilities in different languages for individuals who speak English as a second language. To find a clinic near you, visit [irs.gov](http://irs.gov)

---

---

## Index



To help us develop a more useful index, please let us know if you have ideas for index entries. See “Comments and Suggestions” in the “Introduction” for the ways you can reach us.

---

<b>A</b>	<b>Form 8857:</b>	<b>R</b>
<b>Actual knowledge:</b>	Filled-in example <a href="#">12</a>	<b>Reason to know</b> <a href="#">6</a>
Innocent spouse relief <a href="#">6</a>	For decedent <a href="#">3</a>	<b>Refunds</b> <a href="#">12</a>
Separation of liability relief <a href="#">7</a>	Tax Court review <a href="#">4</a>	Limit on amount of refund <a href="#">12</a>
<b>B</b>	<b>H</b>	Proof required <a href="#">12</a>
<b>Burden of proof, separation of liability</b> <a href="#">7</a>	<b>How to request relief</b> <a href="#">2</a>	<b>S</b>
<b>C</b>	<b>I</b>	<b>Separation of liability relief</b> <a href="#">7</a>
<b>Community income, relief from liability for tax attributable to an item of</b> <a href="#">4</a>	<b>Indications of unfairness:</b>	<b>Spousal abuse</b> <a href="#">3, 8</a>
<b>Community property laws</b> <a href="#">4</a>	Innocent spouse relief <a href="#">6</a>	<b>Spousal notification</b> <a href="#">3, 24</a>
<b>D</b>	<b>Injured spouse relief</b> <a href="#">25</a>	<b>T</b>
<b>Decedent</b> <a href="#">3</a>	<b>Innocent spouse relief</b> <a href="#">5</a>	<b>Tax Court review</b> <a href="#">4</a>
<b>Domestic violence (separation of liability)</b> <a href="#">8</a>	<b>J</b>	<b>TEFRA partnership proceedings</b> <a href="#">3</a>
<b>E</b>	<b>Joint and several liability</b> <a href="#">24</a>	<b>Transferee liability</b> <a href="#">3</a>
<b>Equitable relief:</b>	<b>L</b>	<b>Transfers of property to avoid tax</b> <a href="#">8</a>
Conditions for getting <a href="#">8</a>	<b>Limitations on Relief</b> <a href="#">7</a>	<b>U</b>
Factors for determining whether to grant <a href="#">9</a>	<b>N</b>	<b>Understated tax</b> <a href="#">5</a>
<b>Erroneous items</b> <a href="#">5</a>	<b>No joint return filed</b> <a href="#">4</a>	<b>United States Tax Court</b> <a href="#">4</a>
<b>Executors (See Decedent)</b>	<b>P</b>	<b>Unpaid tax</b> <a href="#">8</a>
<b>F</b>	<b>Partial relief, innocent spouse relief</b> <a href="#">6</a>	<b>W</b>
<b>Flowcharts</b> <a href="#">21</a>	<b>Q</b>	<b>When to file Form 8857</b> <a href="#">2</a>
	<b>Questions &amp; Answers</b> <a href="#">24</a>	

---